

# INTRODUCTION

## How to Use This Manual

This manual is divided into multiple sections. The first page of each section is marked with a black tab that lines up with its corresponding thumb index tab on this page and the back cover. You can quickly find the first page of each section without looking through a full table of contents. The symbols printed at the top corner of each page can also be used as a quick reference system.


Each section includes:

1. A table of contents, or an exploded view index showing:
  - Parts disassembly sequence.
  - Bolt torques and thread sizes.
  - Page references to descriptions in text.
2. Disassembly/assembly procedures and tools.
3. Inspection.
4. Testing/troubleshooting.
5. Repair.
6. Adjustments.

## Safety Messages

Your safety, and the safety of others, is very important. To help you make informed decisions, we have provided safety messages, and other safety information throughout this manual. Of course, it is not practical or possible to warn you about all the hazards associated with servicing this vehicle. You must use your own good judgment.

You will find important safety information in a variety of forms including:

- **Safety Labels** — on the vehicle.
- **Safety Messages** — preceded by a safety alert symbol  and one of three signal words, DANGER, WARNING, or CAUTION. These signal words mean:

**▲ DANGER** You WILL be KILLED or SERIOUSLY HURT if you don't follow instructions.

**▲ WARNING** You CAN be KILLED or SERIOUSLY HURT if you don't follow instructions.

**▲ CAUTION** You CAN be HURT if you don't follow instructions.

- **Instructions** — how to service this vehicle correctly and safely.

All information contained in this manual is based on the latest product information available at the time of printing. We reserve the right to make changes at anytime without notice. No part of this publication may be reproduced, or stored in a retrieval system, or transmitted, in any form by any means, electronic, mechanical, photocopying, recording, or otherwise, without the prior written permission of the publisher. This includes text, figures, and tables.

As you read this manual, you will find information that is preceded by a **NOTICE** symbol. The purpose of this message is to help prevent damage to your vehicle, other property, or the environment.

First Edition 06/2007 2,392 pages













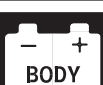

All Rights Reserved

Specifications apply to USA and Canada

HONDA MOTOR CO., LTD.

Service Publication Office

**As sections with \* include SRS components;  
special precautions are required when servicing.**

General Information	
Specifications	<b>specs</b>
Maintenance	
*Engine Electrical	
Engine Mechanical	
Engine Cooling	
Fuel and Emissions	
*Transaxle	
*Steering	
Suspension	
*Brakes (Including VSA)	
*Body	
*Heating, Ventilation, and Air Conditioning	
*Body Electrical	
*Audio, Navigation, and Telematics	
*Restraints	